

0

Nice to meet you!

CEFR
A1

UNIT
FOCUS

GRAMMAR: the imperative

VOCABULARY: the alphabet; numbers; personal information; classroom language



You first!
Hello! Who are you?

Hi, I'm Feng.

My name's Leila. Nice to meet you.

INTRODUCTIONS

1. 🎧 1.2 Listen and repeat. Then introduce yourself to people in the class.
2. 🗣️ How many names can you remember? Talk with people in the class.

Your name's Deniz.

No, my name's Paulo.

Sorry, Paulo!

THE ALPHABET

3. 🎧 1.3 Say the missing letters. Then listen, check, and repeat.
 _ B C D _ F _ H _ _ K L M N _ P Q R S T _ V W X _ Z
4. 🎧 1.4 Say the first letter in 1–4. Then listen to letters with similar sounds. Write the letters.
 1. A, H, _ , _ 2. B, C, _ , _ , _ , _ 3. F, L, _ , _ , _ , _ 4. I, _ 5. Q, _

5. **1.5** Listen and complete the conversation.

WOMAN Hello, what's your name?
STUDENT _____

WOMAN How do you spell that?
STUDENT _____

WOMAN Thanks. OK, you're in the Elementary class.

6. Practice the conversation in Exercise 5 with a partner. Use your own names.

NUMBERS

7. **1.6** Say the numbers and write the missing words. Then listen and repeat.

10 ten 9 nine 8 eight 7 _____ 6 six 5 _____ 4 four 3 _____ 2 two 1 _____ 0 zero

8. **1.7** Listen and write the phone numbers.

1. 011 _____ 2. _____

9. **1.8** Say the numbers and write the missing words. Then listen and check.

11 eleven	15 fifteen	19 _____	30 thirty
12 twelve	16 _____	20 twenty	40 forty
13 thirteen	17 _____	21 twenty-one	50 _____
14 fourteen	18 _____	22 twenty-two	60 _____

PERSONAL INFORMATION

10. **1.9** Listen and complete the form.

FIRST NAME:	LAST NAME:	CELL NUMBER:
-------------	------------	--------------

11. Write the questions. Then listen again and check.

MAN ¹ _____?	MAN And ² _____?	MAN Oh, Li Lee! ³ _____?
WOMAN Li. That's L-l.	WOMAN Lee. That's L-E-E.	WOMAN It's (202) 545-7761.

12. Practice the conversation in Exercise 11 with a partner. Use your own names and cell numbers.

CLASSROOM LANGUAGE

13. Match the words and phrases to make instructions.

- | | |
|-------------|-----------------------------------|
| 1. Write | a) the correct words. |
| 2. Ask | b) in pairs. |
| 3. Read | c) the sentence. |
| 4. Work | d) a question. |
| 5. Circle | e) the text. |
| 6. Complete | f) the sentence in your notebook. |

14. Now match the pictures with the instructions.

15. **1.10** Circle the correct words to complete the conversation. Then listen and check.



JAVI ¹ Help / Excuse me, is this the Elementary class?
TEACHER Yes, it is, come in. ² Sit down / Stand up. What's your name?
JAVI Javi.
TEACHER Say hello to Javi, everyone.

CLASS Hi, Javi.
TEACHER OK. Everyone ³ look / see at page 21, please.
JAVI Sorry, I don't understand. Can you ⁴ say that again / repeat?
TEACHER Of course! Yes, ⁵ look / see at page 21, please.

1

Who are you?

CEFR
A1

**UNIT
FOCUS**

GRAMMAR: *be* present tense; possessive adjectives

VOCABULARY: countries and nationalities; jobs; common objects

FUNCTIONS: introducing yourself and other people; asking about language; making requests

Lesson 1 I'm from Brazil

You first!

Where are you from?
Find your country on the map.



VOCABULARY Countries and nationalities

1. 🔄 Match the countries in A with the continents in B. Which words are similar to words in your language?

A Countries

1. Brazil 3. Thailand 5. South Africa 7. the US 9. Spain
2. the UK 4. China 6. Mexico 8. Russia 10. Turkey

B Continents

- a. Europe b. North America c. Asia
d. Africa e. South America

2. 🎧 1.11 Listen, check, and repeat.
3. Talk about the countries in Exercise 1.

Where's Turkey?

It's in Europe.

Are you sure?

Yes. / No!

4. Look at the photos. Complete the sentences with the correct country.

1. They're from _____. 3. _____ 5. _____ 7. _____
2. He's from _____. 4. _____ 6. _____ 8. _____

5. 🎧 1.12 Match the people in the photos with the correct nationality. There are two extra nationalities. Then listen, check, and repeat.

Spanish British Mexican Thai Brazilian Turkish Russian South African American Chinese

GRAMMAR

6. Complete the table with the contracted form of *to be*.

BE AFFIRMATIVE

I am (I'm)

you are (you're)

he / she / it is (he's / _____ / _____)

we / you / they are (we're / _____ / _____)

© PAGE 132

7. Complete the sentences with the missing words.

- This _____ Neymar. He _____ from Brazil.
- This _____ Salma Hayek. _____ from Mexico.
- This is Penélope Cruz and Javier Bardem. _____ from Spain.
- I _____ from Turkey. It _____ in Europe and Asia!

8. Match the photos with the sentences in Exercise 7.



9. 🧠 Do you remember where the people in Exercise 8 are from?

SPEAKING

10. 🎧 1.13 Listen and complete the conversation with the nationalities and phone numbers.

EDUARDO Hi, I'm Eduardo. What's your name?

LIN My name's Lin. Nice to meet you. What nationality are you?

EDUARDO I'm ¹ _____.

LIN You're ² _____! Really? I'm ³ _____.

EDUARDO Let's get a coffee.

LIN Sure! ... After class?

EDUARDO Can I have your cell number?

LIN Yes, it's ⁴ _____. What's your number?

EDUARDO ⁵ _____.

LIN Thanks! Bye! See you soon!



- Practice the conversation, but use your own names, nationalities, and phone numbers.
- Work in groups. Introduce people in your class.

This is Paulo. He's 32.

That's right. I'm Paulo and I'm 32.

OK! You're Paulo and you're 32.

1

Lesson 2 Are they actors?

You first!

What's your job? What job do you want on this page?



1. JUAN, TERESA

2. BEN

3. JULIE

4. WEI

5. HUA

6. MAYA, ARJU

VOCABULARY Jobs

- 1.** **1.14** Listen and repeat the jobs. Underline the stress in each word.

1. a doctor	3. an engineer	5. a teacher	7. a journalist
2. a scientist	4. an office worker	6. a factory worker	8. an actor
- 2.** Which words in Exercise 1 are similar to words in your language?
- 3.** **1.15** Listen and practice the conversations.
- 4.** **GUESS** Talk about the people and jobs in the photos. Use the conversations in Exercise 3 to help you.

Maybe they're actors.

I don't know. I think they're teachers.

5. Read and check your answers.

Teresa Alonzo is from Brazil. She's an English teacher. She has a Spanish boyfriend, Juan. They aren't married. Juan is a teacher, too.

Ben and Julie Leeson are British. Ben is an engineer and Julie is a scientist.

Chen Wei is Chinese. He's a doctor and he isn't married. His girlfriend Hua isn't a doctor; she's a journalist.

Arju and Maya Patel are Indian. They're office workers.

6. Look at Exercise 5 again. Now write about you and your job.

GRAMMAR

7. Complete the table with the contractions.

BE NEGATIVE

I am not / I'm not (American).

He / She / It is not / _____ (Turkish).

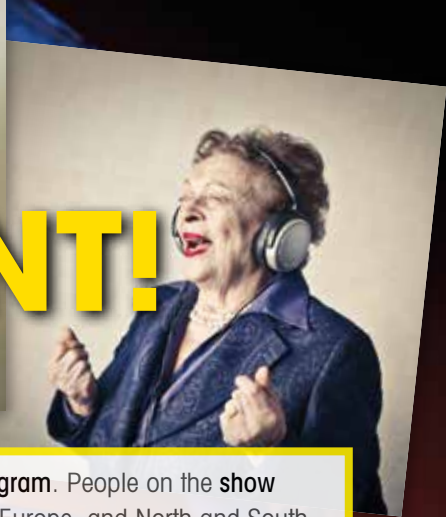
We / You / They are not / _____ (Chinese).

8. Read the information in Exercise 5 again and correct the sentences.

- Julie is a teacher.
- Teresa and Juan are engineers.
- Ben is a journalist.
- Wei is Spanish.
- Ben and Julie are Brazilian.

The

WORLD Has TALENT!



THE WORLD HAS TALENT is a very popular television **program**. People on the **show** are from all over the world: countries in Africa, Asia, Europe, and North and South America. Some people are **professional** singers and musicians, but **other** people aren't. They are factory workers, teachers, office workers—lots of **different** jobs. Some people are very good; others are very bad! Some people are very young, but others are very old. Pati is a singer and a salsa dancer from Switzerland. She isn't young—she's 80, and she's a great dancer!

Four **judges** are on the show: May Rattanakosin is from Thailand—she's a singer; Vicente Silva is from Chile—he's an actor; Alison McDonald is from Canada—she's a songwriter; and Bruno Gelato is from Italy—he's a scientist.

READING

9. **THINK** Look at the photos and the title of the review. What is their connection? Use the definition and these words to help you.

talent /'tælənt/ *noun* a natural ability for being good at something

actor dancer musician
singer songwriter

10. Now read the review. What do you think the words in bold mean?
11. Read the review again, then cover it. Write two things about these people. Then read and check your answers.
1. the people on the show 2. Pati 3. May 4. Vicente 5. Alison 6. Bruno
12. 1.16 Complete the conversation. Then listen and check.

<p>BRUNO Hello and welcome to <i>The World Has Talent</i>!</p> <p>NICO Thank you very much.</p> <p>BRUNO What ¹ ___ your name?</p> <p>NICO Nico. Nico Pereira.</p> <p>BRUNO And ² ___ from Portugal, Nico?</p> <p>NICO No, I ³ ___. I ⁴ ___ from Spain. From Jerez.</p>	<p>BRUNO Oh! I know it. It ⁵ ___ a nice place. How old ⁶ ___ , Nico?</p> <p>NICO I'm 28.</p> <p>BRUNO And what ⁷ ___ your job?</p> <p>NICO I ⁸ ___ an office worker. But I ⁹ ___ also an opera singer!</p> <p>BRUNO Great!</p>
---	--

GRAMMAR 2

13. Complete the table.

BE QUESTIONS AND SHORT ANSWERS	
Are you (a teacher)?	Yes, I am . / No, I'm not .
___ he / she / it (Spanish)?	Yes, he is . / No, he isn't .
___ (Thai)?	Yes, they are . / No, they aren't .

14. Complete the questions with *is* or *are*.

- ___ the show popular?
- ___ the people on the show young?
- ___ they good?
- ___ all the judges Italian?
- ___ Vicente from Canada?
- ___ May a singer?

15. Ask and answer the questions in Exercise 14.

1

Lesson 3 What's in her bag?

1. a bag

2.

3.

4.

5.

6.

7.



8.

9.

10.

11.

12.

13.

VOCABULARY Common objects (1)

1. Match the words with the pictures. Which words are similar to words in your own language? Which ones are different?

apple bag book camera key cell phone passport pen suitcase
ticket toothbrush umbrella watch

2. Listen and write the words under the correct plural ending sound.

/s/	/z/	/ɪz/
books		

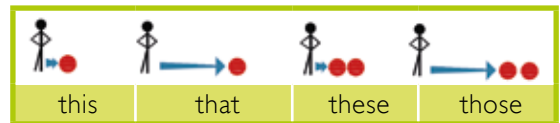
3. Write the other words from Exercise 1 in the table. Then listen, check, and repeat.

4. How many words for objects can you remember?

5. Ask and answer questions about the objects in Exercise 1.

What's this?

It's a camera.



© PAGE 132





*** Did you know?** The busiest airport in the world is Atlanta International Airport in the US with 9.4 million passengers in 2013.

LISTENING 1

6. 1.19 Listen to two short conversations. Circle the objects in Exercise 1 that you hear.
7. 1.20 Listen to two more conversations and complete them.

CONVERSATION 1

WOMAN Excuse me! I think that's
¹my suitcase!

MAN ²_____? No, it isn't! It's
³_____!

WOMAN No, look! That's ⁴_____ name -
 Jemima Jackson - Jones!

MAN Oh. You're right. I'm so sorry.

WOMAN That's alright.

CONVERSATION 2

SECURITY OFFICER Excuse me! Is this ⁵_____?

GIRL No, it isn't. Ask those people. Maybe it's ⁶_____.

SECURITY OFFICER Excuse me! Is this ⁷_____?

MAN + WOMAN Oh, yes. It's ⁸_____.

Thank you.

SECURITY OFFICER Please keep it with you.

MAN OK. Sorry.

GRAMMAR

8. Complete the table.

POSSESSIVE ADJECTIVES			
singular		plural	
my	It's my book. They're my books.	our	It's our bag. They're our bags.
your	It's your suitcase. _____	your	It's your key. _____
his	It's his book. _____	their	It's their ticket. _____
her	It's her ticket. _____		

© PAGE 132

9. Work in pairs. Practice the conversations in Exercise 7. Find examples from the table.

LISTENING 2

10. 1.21 Listen and complete the information. Check with a partner.

Flight number	Destination	Gate number
EK983	Dubai	45
AF261	Buenos Aires	¹ _____
² _____	Acapulco	³ _____
TG ⁴ _____	Bangkok	22
SU ⁵ _____	St. Petersburg	⁶ _____

SPEAKING

11. **EVERYBODY UP!** Choose a destination in Exercise 10. Find someone who is on the same flight.

Are you on flight EK983 to Dubai?

No, I'm not. I'm on flight AF261 to Buenos Aires.

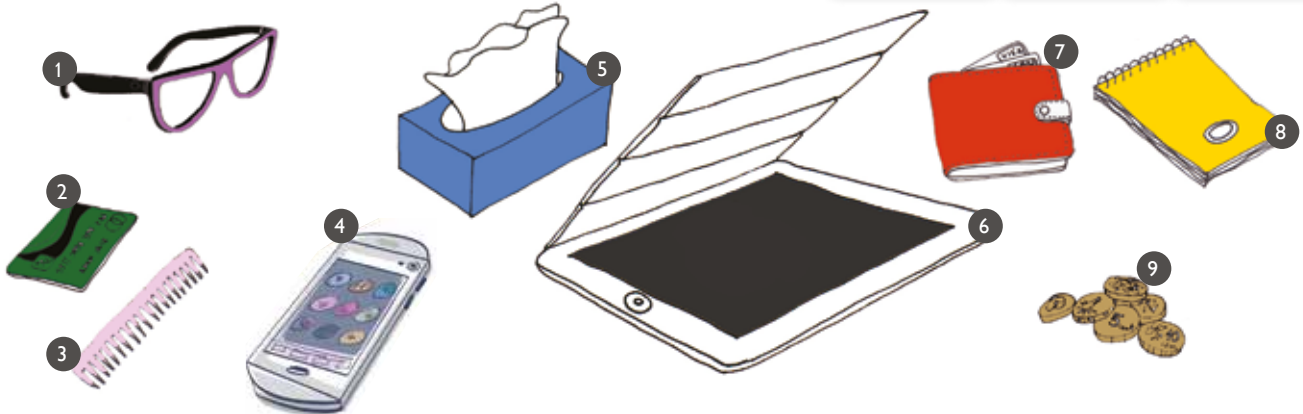
1

Vocabulary PLUS

COMMON OBJECTS (2)

1. 1.22 Listen and repeat the words. Then underline the stress.

1. glasses	4. cell phone	7. wallet
2. credit card	5. tissues	8. notebook
3. comb	6. tablet	9. coins



2. Ask and answer questions about things in your bag and pockets.

COLORS

3. Complete the colors with the missing letters.

1. _ _ d	4. _ _ llow	7. _ _ own	10. _ _ ay
2. _ _ ue	5. _ _ ack	8. _ ink	11. _ _ _ ple
3. _ _ _ en	6. _ h _ te	9. _ _ ange	



4. 1.23 Say the colors in Exercise 3. Then listen, check, and repeat.

5. Work in pairs.

STUDENT A: Look at the objects in Exercise 1 for 15 seconds, then close your book. Answer B's questions about the objects. Then ask questions about the hands in Exercise 3.

STUDENT B: Ask A questions about the objects in Exercise 1. Then look at the hands in Exercise 3 for ten seconds and close your book. Answer A's questions about the hands.

NATIONALITIES

6. Write sentences about the flags.

Egyptian Greek Indian Welsh
The orange, white, and green flag is ...

7. What colors are in your flag?





Language in Action

1

ASKING ABOUT LANGUAGE • MAKING REQUESTS



DANA



LOGAN



1. Look at the sign. What does it mean?
2. Complete the questions with these words.

ask explain help say speak

- 1. Can you _____ me, please?
- 2. Can you _____ that again? More slowly?
- 3. Can you _____ this?
- 4. Can I _____ you a question about English?

3. 1.24 Watch or listen to the first part of the video. Who asks the questions in Exercise 2? Put (D) for Dana or (L) for Logan.

4. 1.24 Watch or listen again. Then answer the questions.

- | | |
|---|---------------------------------|
| 1. What question does Logan have about Spanish? | 4. How does Logan answer? |
| 2. How does Dana answer? | 5. What's wrong with Logan? |
| 3. What question does Dana have about English? | 6. What does he ask Dana to do? |

5. Work with a partner. Do you need help with English, or another subject? Ask for help with something.

6. 1.24 Watch or listen to the second part of the video. Then answer the questions.



1. Who is Dana in Conversation 1?
waiter / hotel guest / customer
2. Who is Logan in Conversation 1?
receptionist / hotel guest / customer
3. What does Dana give Logan in Conversation 2?
a menu / a key / a bill
4. What does Logan want in Conversation 3?
a menu / a key / a bill

7. 1.24 Watch or listen again. Choose one of the three conversations. Write them down, and act out the conversation with a partner.

8. Look at the sign at the top of the page again. Do you think Logan and Dana agree with the phrase? Do you?

FOCUS ON: can

We say *Can + I / you etc. + verb.*
Can I have the menu, please?

We use *can* to make a request.

Match the phrases to make sentences.

- | | |
|------------|----------------------------------|
| 1. Can I | a) ask (you) a question, please? |
| 2. Can you | b) help me, please? |
| 3. Can we | c) have the bill, please? |

we don't say ...	we say ...
I'm student.	I'm a student.
She's engineer.	She's an engineer.
Is black.	It's black.
How you say in English?	How do you say this in English?